

Complement Virus Detection Workflow with an Automated Liquid Handling System

Automated qPCR reaction set up for SARS-CoV-2 detection with the QIAGEN® *artus*® SARS-CoV-2 Prep&Amp UM Kit on the ep*Motion*® 5075 liquid handler



Quantitative real time PCR is the gold standard method for COVID-19 testing across the globe. Streamlining reaction set up to simplify qPCR assay is crucial for reliable and high throughput screening of patient derived samples. The QIAGEN® *artus*® SARS-CoV-2 Prep&Amp UM Kit optimised on the ep*Motion* 5075®* liquid handler is the perfect solution for SARS-CoV-2 detection workflow.

Features

- > Dispensing tools (1-channel and 8-channel) supporting volume ranges from 0.2 – 1000 uL and gripper function for labware transport
- > Optical sensor for detecting liquid, labware and tips (type and quantity)
- > Automatic exchange of all tools
- > Integrated thermal module for reliable temperature incubation
- > Intuitive epBlue software for programming supported by Multicon PC controller
- > Optional CleanCap with UV lamp and HEPA filter for decontamination
- > Integrated LED for visual feedback of the system status

Advantages

- > **Enhance throughput:** Process up to 96 samples for qPCR set up with no manual intervention
- > **Ensure reproducibility:** Calibrated dispensing tools with optimized pipetting accuracy evades manual errors
- > **Minimize contamination:** Fully autoclavable dispensing tools and additional UV lamp and HEPA filter option guarantees sample/user safety
- > **Improve productivity:** Pre-optimised kit protocols with on-deck incubation facility spares time for scientific thinking
- > **Maximize Flexibility:** 1-channel and 8-channel dispensing tools supports working with various plate and tube formats

*For Research Use only

Workflow overview



Fig 1. Schematic overview of the common Viral RNA based workflows

➤ Steps performed on the epMotion

Protocol Overview

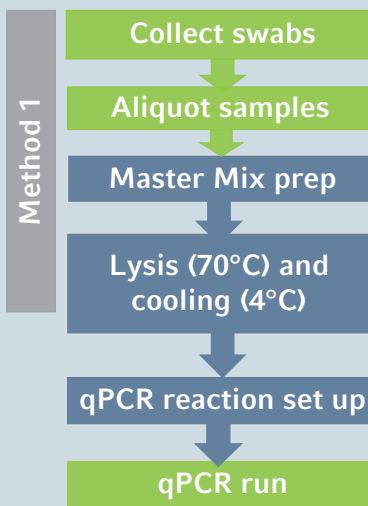


Fig 2. SARS – CoV2 RNA extraction from nasal swab using *artus*[®] SARS-CoV-2 Prep&Amp UM Kit optimised on the epMotion[®] 5075 liquid handler

On-deck setup

Off-deck setup

Worktable Configuration




Fig. 3 Deck layout of *artus*[®] SARS-CoV-2 Prep&Amp UM Kit optimised on the epMotion[®] 5075 liquid handler

Tip consumption for 96 (93 samples+3 Control) samples
1000f tips: 4, 50f tips: 195

Application data

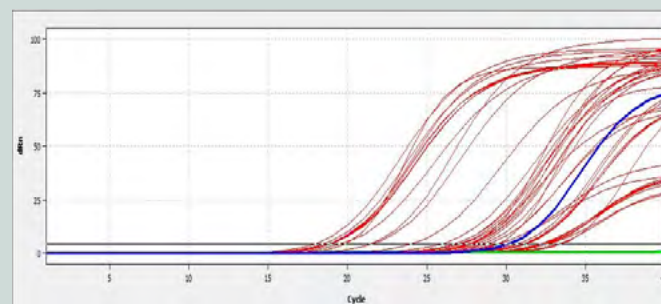


Fig 4. Representative amplification curves of SARS-CoV2 RNA genome targets, gene N1 and gene N2 detected in the fluorescence channel FAM. **Red:** positive samples, **Green:** Negative samples, **Blue:** Positive control

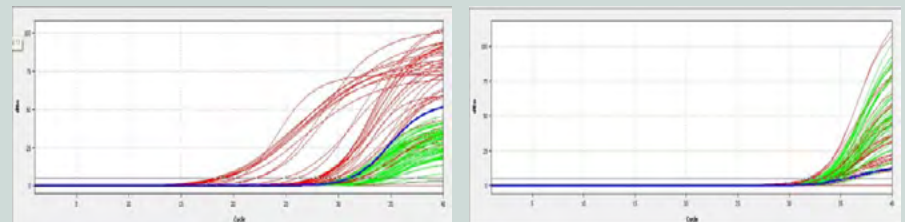


Fig 5. Representative amplification curves for validating the RT-PCR run: (left) sampling control RNaseP in Hex(yellow) channel and (right) Internal RNA control in Cy5(red) channel.

Contact Sales Specialist for more details

Name:

Position:

Phone:

Email:

www.eppendorf.com/automation

QIAGEN[®] and *artus*[®] are registered trademark of QIAGEN GmbH, Germany.

Eppendorf[®], the Eppendorf Brand Design and epMotion[®] are registered trademarks of Eppendorf SE, Germany. All rights reserved including graphics and images. Copyright © 2022 by Eppendorf SE.