

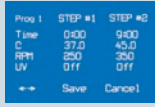


Excella® E24/E24R vs Innova® 40/40R

Do you want to keep the platforms, clamps, and accessories of your Excella 24/24R (discontinued end of 2022) to make an easy switch to a new shaker? This flyer lets you compare your current device with the similar, but more advanced, Innova 40. If you want to compare the Innova 40 with other devices in the market, please refer to the [Benchtop Orbital Shaker Brochure](#).

	Excella® E24/E24R (Discontinued)	Innova® 40/40R
Shaker drive and motor type The construction of both relates to the drive longevity and stability during shaking.	Unicentric drive (one weight-supporting shaft) with counterbalance and DC brushless motor	Triple-eccentric drive (three weight support shafts) with counterbalance for higher speed and brushless DC motor
User Interface Do you prefer a better overview of your settings with a graphical user interface with display of multiple values at a glance?	 Basic LED-display	 Graphical user interface with display of parameters and values
Programming Do you want to run programs with different temperatures and/or speeds and store them for fast retrieval next time?	No programming	 Multi step programming: 4 programs with up to 15 steps each
Orbit diameter options Do your protocols require a 0.75 or 1 in (1.9 or 2.5 cm) orbit?	0.75 in / 1.9 cm only	0.75 in / 1.9 cm orbit or 1 in / 2.5 cm
Temperature range Do you need to cultivate above 60 °C? If your application requires cooling below ambient temperature, a refrigerated variant is needed.	E24: ambient + 7 °C to 60 °C E24R: ambient -15 °C to 60°C (min. 4°C)	I40: ambient +10 °C to 80 °C I40R: ambient -15 °C to 80 °C (min. 4°C)
Temperature uniformity Do you want highest reproducible conditions for your flasks on each spot of the platform?	+/- 0.5 °C	+/- 0.25 °C
Shaking speed Which shaking speeds do your (future) protocols require? Which degree of shaking accuracy (i.e. reproducibility) do you need?	50 – 400 rpm (+/- 2 rpm)	25 – 500 rpm (+/- 1 rpm)
Remote monitoring and alarm (optional)	–	> Remote alarm contact > Remote monitoring with VisioNize® Lab Suite (VisioNize® box required)*
Dimensions (WxHxD) and weight	20.2 x 13.5 x 21.0 in 51.4 x 34.4 x 53.3 cm E24: 133 lbs / 60 kg E24R: 175 lbs / 79 kg	20.2 x 13.5 x 21.0 in 51.4 x 34.4 x 53.3 cm Innova 40: 133 lbs / 60 kg Innova 40R: 175 lbs / 79 kg

*Check availability in your country

Your local distributor: www.eppendorf.com/contact
Eppendorf SE · Barkhausenweg 1 · 22339 Hamburg · Germany
eppendorf@eppendorf.com · www.eppendorf.com

www.eppendorf.com/shakers

> [Learn more about our benchtop orbital shakers](#)
> Discover all Eppendorf shakers, accessories and services: www.eppendorf.com/shakers